

第一式

香港活力鼓令廿四式

高風亮節

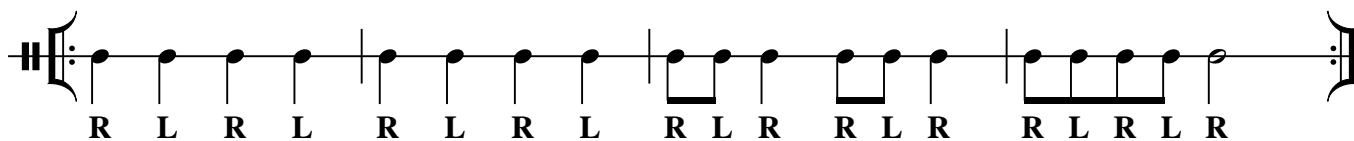
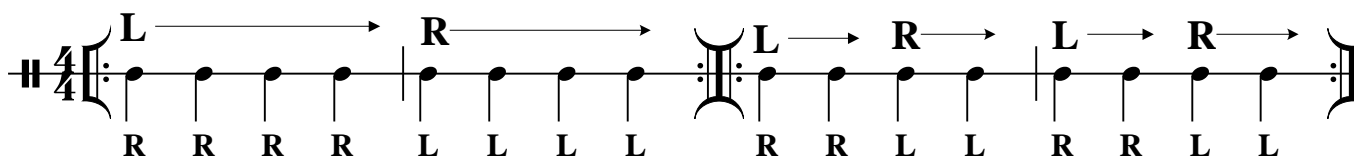
♩ = 60 - 80

↑↑ (雙手向上舉起)

↔ (雙手兩側拉開)

第二式

香港活力鼓令廿四式  
紫氣東來



L → (左手向前橫起)

R → (右手向前橫起)

第三式

香港活力鼓令廿四式

運籌帷幄

♩ = 60 - 80

Musical notation for the first staff of the piece. It consists of a single melodic line on a five-line staff. The notation includes various rhythmic values: quarter notes, eighth notes, and sixteenth notes. Above the staff, there are two pairs of upward-pointing arrows (↑↑) indicating hand movements. Below the staff, the letters 'R' and 'L' are placed under specific notes to denote right and left hand strokes. The staff is enclosed in a double bar line with repeat dots at both ends.

Musical notation for the second staff of the piece. It follows the same notation style as the first staff, with a single melodic line, rhythmic values, and 'R'/'L' labels below. It also features two pairs of upward-pointing arrows (↑↑) above the staff. The staff is enclosed in a double bar line with repeat dots at both ends.

↑↑ (雙手向上舉起)

(鼓邊)

The notation shows a vertical line with a double bar line at the top. A horizontal line extends to the right from the vertical line. A small 'x' is placed on the horizontal line, with a vertical tick mark pointing down from the horizontal line to the staff line below.

(鼓棍互擊)

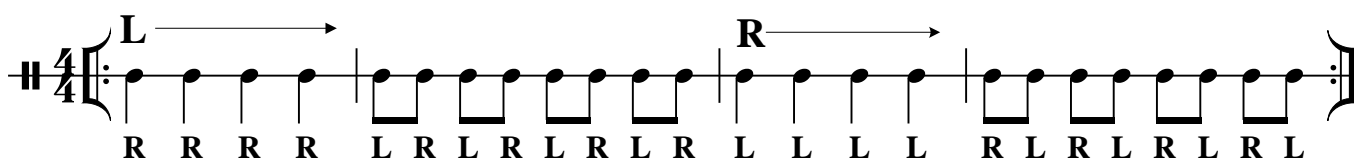
The notation shows a vertical line with a double bar line at the top. A horizontal line extends to the right from the vertical line. A small triangle is placed on the horizontal line, with a vertical tick mark pointing down from the horizontal line to the staff line below.

第四式

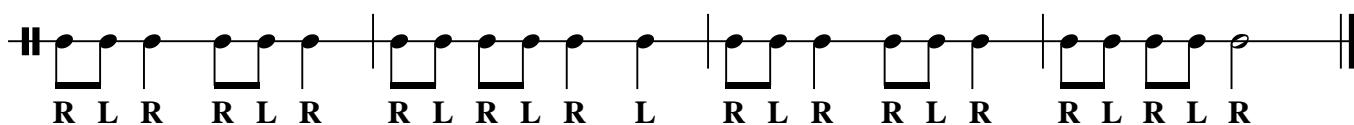
香港活力鼓令廿四式

俠骨雄心

♩ = 80 - 100



R R R R | L R L R L R L R | L L L L | R L R L R L R L



R L R R L R | R L R L R L | R L R R L R | R L R L R

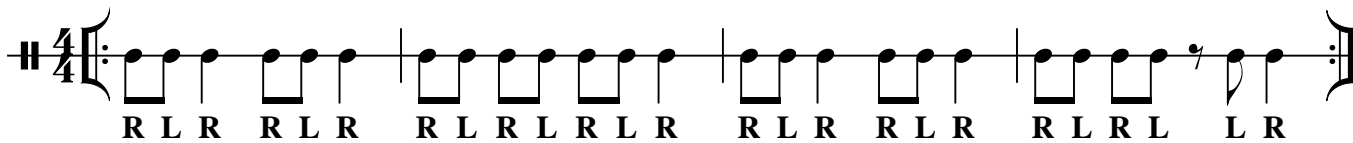
R → (左手向前橫起)

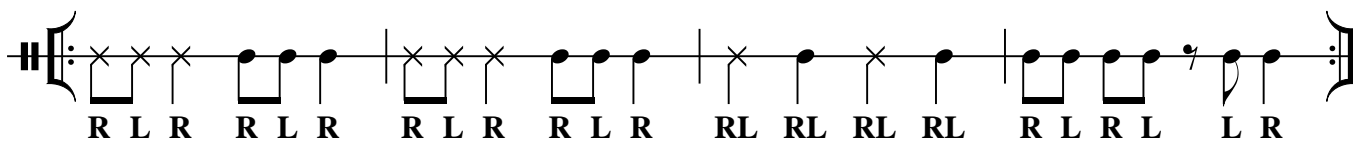
L → (右手向前橫起)


第五式

香港活力鼓令廿四式  
心高氣傲

♩ = 80 - 100






 (鼓邊)

第六式

香港活力鼓令廿四式

山鳴谷應

♩ = 80 - 100

4/4

R L R L R L R    RL RL R L RL    R L R L R L R    R L R L R L R

R L R L R L R    R L R R L RL    R L R L R L R    R L R L L R

||—x— (鼓邊)

||—△— (鼓棍互擊)

第七式

香港活力鼓令廿四式

風雨同舟

♩ = 80 - 120

4/4

R L R R L R R L R L R L R R L R R L R R L R L R L R

R L R R L R R L R L R L R R L R R L R L R

R L R L L R R L R L L R R L R L R L R L R L R L R L R L R L

R L R L R L R L R L R L R L R L R L R L R

(鼓邊)

第八式

香港活力鼓令廿四式

吐氣揚眉

♩ = 80

RL RL R L R RL RL R L R L R

慢起 漸快 ♩ = 50 - 100

RL RL RL RL R L R L RL R L R R L RL R L R R L RL

RL RL RL RL RL RL RL RL L R R R L L L L

R R L L R R L L R L R L R L R L R L R 嘿!

♩ = 126

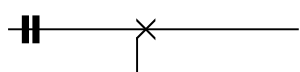
RLR RLR RLRL LR RLRL LR RLRL LR


RLRLRLRL RLRLRLRL RLRLRLRL RLRLRLRL RLRLRLRL



(接上頁)

## (第八式) 吐氣揚眉演奏說明

 (鼓邊)

 (鼓棍互擊)

↑↑ (雙手向上舉起)

↔ (雙手兩側拉開)

R → (左手向前橫起)

L → (右手向前橫起)

第九式

香港活力鼓令廿四式

發奮圖強

♩ = 100 - 120

4/4

R L R L R L R R R L L R R L R L R L R L R L R L R L R

R L R L R L R R R L L R R L R L R L R R L R L R

|| — × — (鼓邊)

第十式

香港活力鼓令廿四式

當機立斷

♩ = 100 - 120

4/4

R L R R L R L R R L R L R

R L R R L R L R R L R L R

RL RL R L R L R R L R L R R L R L R

RL RL R L R L R R L R L R R L R L R

(鼓邊)

第十一式

香港活力鼓令廿四式

鬼斧神工

♩ = 100 - 120

4/4

R L R L R L R L R L R L R R L L R

R L R L R L R L R L R L R L L R

R L R L R R L R L R R L R L R

RL RL RL RL R L R L R L R

(鼓邊)

第十二式

香港活力鼓令廿四式

百鍊成鋼

♩ = 100 - 120

4/4

RL RL R L R R R L R L R L R

RL RL R L R L R R R L R L R L R L R

R R L R L R L R L R R R L R L R R L R L

R R L R L R L R L R R R L R L R R L R

(鼓邊)

第十三式

香港活力鼓令廿四式

決勝千里

♩ = 100 - 120

4/4

R R L R L L R L R R L R L L R

R L R L R R R L R R L R L R L R R L R

RL RL RL RL R L R L R L R L R L R L

R L R L R L R R L R L L R

(鼓邊)

第十四式

香港活力鼓令廿四式

一呼百應

♩ = 100

4/4

RL 嘿!  
RL 嘿!  
R R L R  
RL 嘿!  
RL 嘿!  
R L R L R

RL 嘿!  
RL 嘿!  
R L R L R L  
L R

R L R L  
R L R L R L  
R L R L  
R L  
R L R L R L  
R L R L

R R L R L  
R R L R L  
R R L R L  
R L  
RL RL 嘿!

||—x— (鼓邊)

第十五式

香港活力鼓令廿四式

虎嘯風生

♩ = 120

4/4

R L R L L R RL RL R L R L R

R L R R L R L R R L R L R L R L R

R L L R R R L R L R L R L R L R 嘿!

RL RL RL RL R L R L R L R L R L


R R L R L R R L R L R R L R L R R L R L

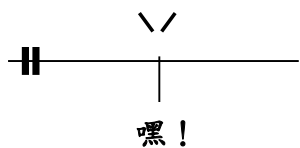
R L R L R L R L R L R L R L R L R L RL RL



(接上頁)

# (第十五式) 虎嘯風生演奏說明

 (鼓邊)

 (雙手向上舉起並叫喊)  
嘿!

第十六式

香港活力鼓令廿四式

龍行虎步

♩ = 120 - 140

4/4

*mp* *mf*

*ff* R RL R RL

RL RL

RL RL

漸快 漸強

L R R R R R R R L L L L L L L L

(接上頁)

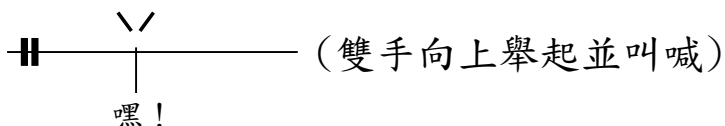

# (第十六式) 龍行虎步

(左) (右) (左) (右) (左) (右) (左) (右)  
 RL RL RL RL *ff* RL RL RL RL

*ff* *p* (四次)

(四次) (四次) R R L R R L R R L R R L

嘿!



L —————> 左手各前方舉起 (由低至高)

R —————> 右手各前方舉起 (由低至高)

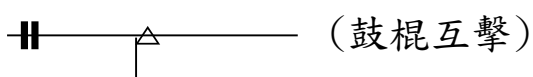

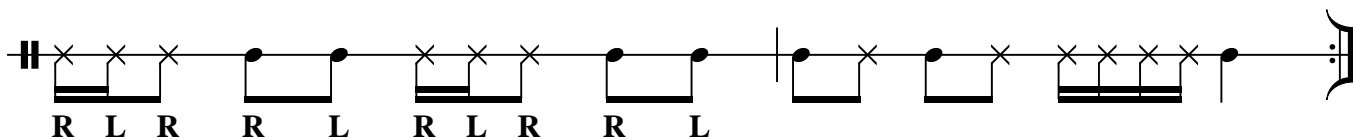
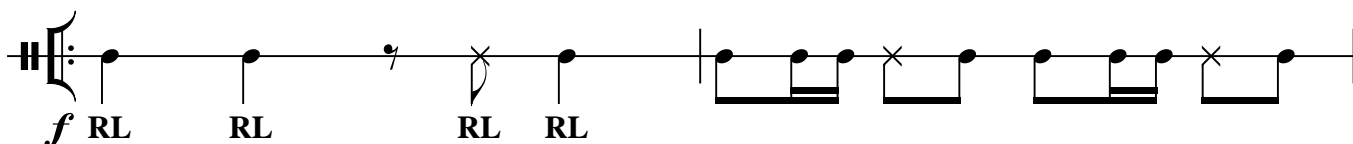
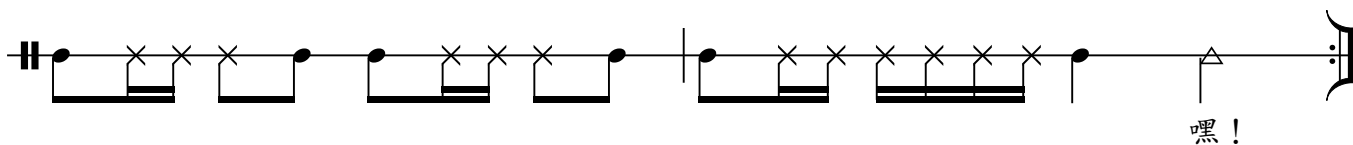
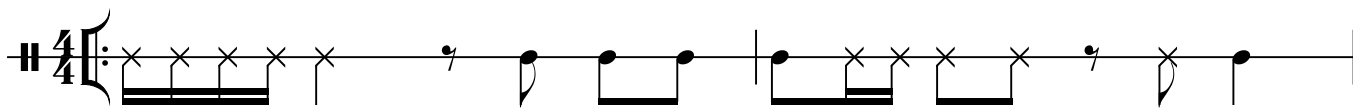
(左) ↖ 雙手向左拉起

↗ (右) 雙手向右拉起

第十七式

香港活力鼓令廿四式  
旋轉乾坤

♩ = 120 - 140



第十八式

香港活力鼓令廿四式  
雷霆萬鈞



♩ = 140 - 160

First staff of music in 4/4 time, starting with a treble clef and a repeat sign. The notation includes quarter notes with 'x' marks above them, indicating specific drum sounds.

Second staff of music, continuing the rhythmic pattern. It ends with a triangle symbol and the character '嘿!' (Hei!), indicating a cymbal crash.

Third staff of music, featuring a sequence of notes with 'R' and 'L' labels underneath, representing right and left hand drum strokes.

Fourth staff of music, continuing the sequence with 'R' and 'L' labels. It concludes with two notes marked with an accent (>) and labeled 'L' and 'R'.

Legend entry: A single 'x' mark on a line with a vertical stem, labeled '(鼓邊)' (Drum rim).


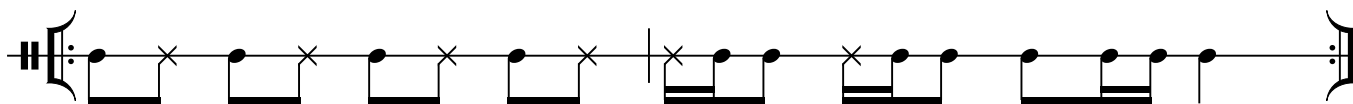
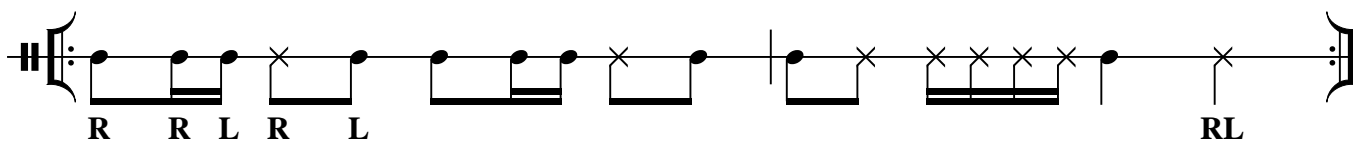
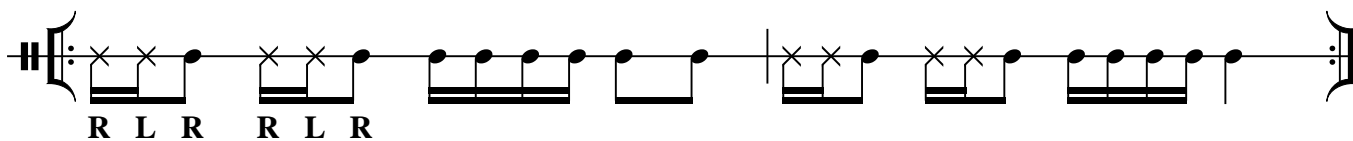
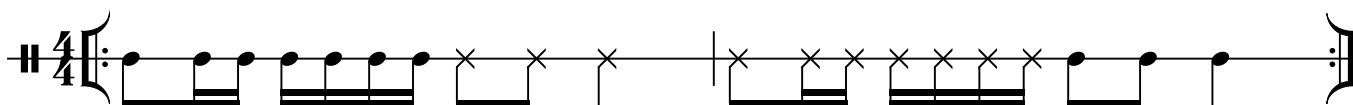
Legend entry: A triangle symbol on a line with a vertical stem, labeled '(鼓棍互擊)' (Drumsticks hitting each other).

第十九式

香港活力鼓令廿四式

電光火石

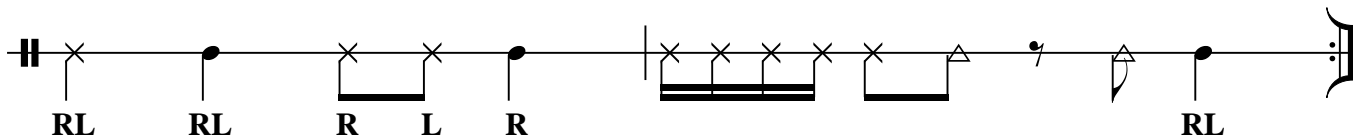
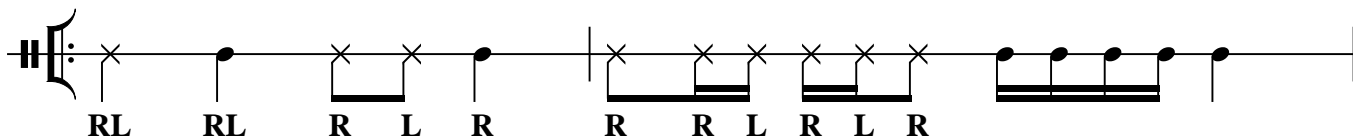

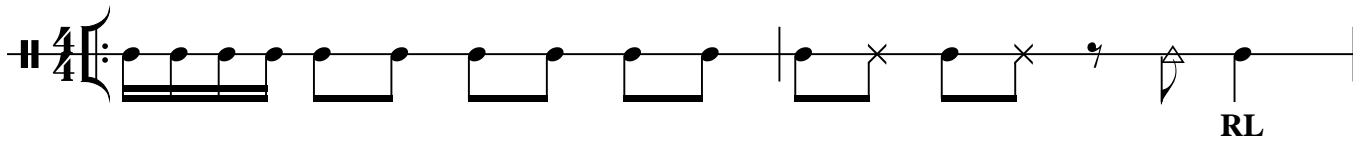
♩ = 140 - 160



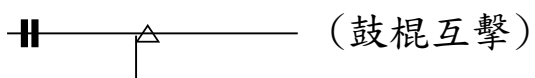

第二十式

香港活力鼓令廿四式  
生龍活虎

♩ = 140 - 160



↑↑ (雙手向上舉起)



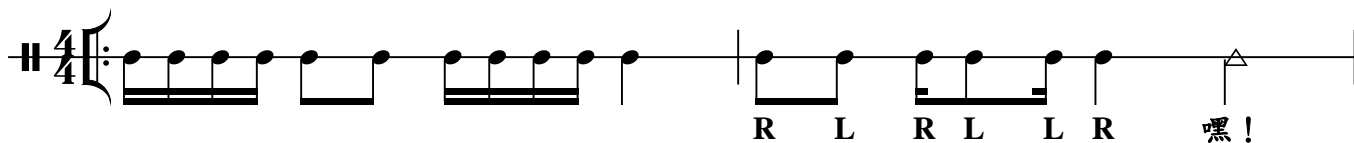


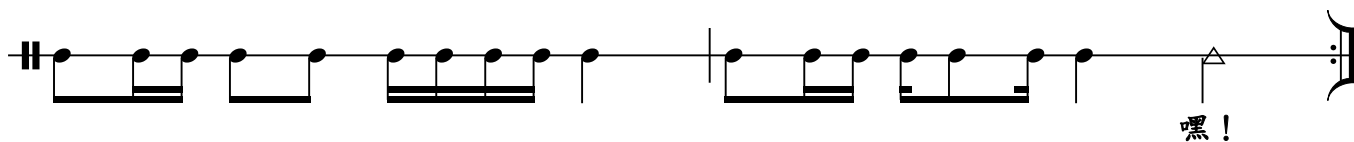
第廿一式

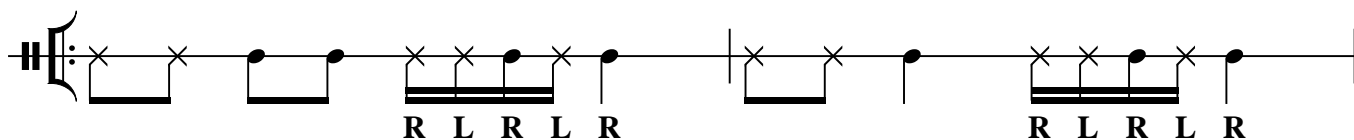
香港活力鼓令廿四式

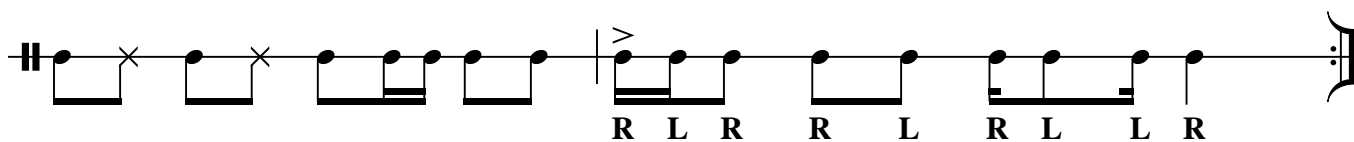
威武不屈

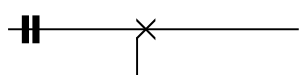
♩ = 140 - 160

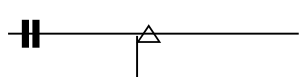









 (鼓邊)


 (鼓棍互擊)

第廿二式

香港活力鼓令廿四式  
萬眾一心

♩ = 140 - 160

R L R L R L R

RL RL RL RL 嘿!

(鼓邊)

(雙手向上舉起並叫喊)  
嘿!

第廿三式

香港活力鼓令廿四式

力拔山河

慢板 ♩ = 60 - 80

4/4

RL RL RL RL RL RL

嘿!

RL

漸快

(四次) ♩ = 140 - 160

RL RL RL RL RL RL RL RL

(續上頁)

(第廿三式) 力拔山河

♩ = 160

嘿!

↑↑ (雙手向上舉起)

↔ (雙手兩側拉開)

⌘ (鼓邊)

⌘ (雙手向上舉起並叫喊)

⌘ (雙手向上舉起並叫喊)

第廿四式

香港活力鼓令廿四式

勇冠三軍

$\text{♩} = 80$

*sfp* *f* RL RL

RL RL

(四次)

嘿!

*mp* *f*

$\text{♩} = 120$

(四次) (四次)

*mp*

*p* L R

R R R R R R R R L L L L L L L L

(接下頁)

RL

*p*

♩ = 140 - 160

*mp*

漸快

(左) (右) (左) (右)


RL RL RL RL


(左) (右) (左) (右)


RL RL RL RL

*ff* 嘿! ----- 嘿!

# (第廿四式) 勇冠三軍演奏說明


 (鼓邊)


 (雙手向上舉起並叫喊)

 (雙手向上舉起並叫喊)

 (雙手向上舉起)

 (雙手兩側拉開)

R  (右手向前方舉起)(由低至高)

L  (左手向前方舉起)(由低至高)

 (雙手向左拉起)

 (雙手向左拉起)